

**ASSESSING SEXUAL DEVIANCE:  
RATING SCALES AND THE PPG**

DAVID THORNTON, PH.D, FASTR LLC  
WI-ATSA FALL FORUM AT THE HEIDEL HOUSE  
NOVEMBER 10 2017

---

---

---

---

---

---

---

---

**SO WHAT IS SEXUAL DEVIANCE?**

- SEXUAL INTERESTS DOMAIN FROM SRA
  - DIRECTION AND STRENGTH OF SEXUAL INTERESTS
  - OFFENSE-RELATED
- SID FACTORS IDENTIFIED TO DATE
  - OFFENSE-RELATED SEXUAL PREFERENCES
    - SEXUAL INTEREST IN CHILDREN & SEXUALIZED VIOLENCE
  - HYPERSEXUALITY / SEXUAL PREOCCUPATION

---

---

---

---

---

---

---

---

**TODAY'S OBJECTIVE**

- EXPLORE THE MAIN ASPECTS OF SEXUAL DEVIANCE
- LOOK AT HOW MEASURED
- EXAMINE THE RELATIONSHIP TO SEXUAL RECIDIVISM
- EXAMINE SID'S INCREMENTAL VALIDITY RELATIVE TO ACTUARIAL SCALES
- CONSIDER IMPLICATIONS FOR TREATMENT

---

---

---

---

---

---

---

---

### CLOSER LOOK AT OFFENSE-RELATED SEXUAL PREFERENCE

- SEXUAL INTEREST IN CHILDREN UNDER 14
  - PREPUBESCENT AND EARLY PUBESCENT CHILDREN
  - ICD-10 PAEDOPHILIA
- SEXUALIZED VIOLENCE
  - SEXUAL SADISM & RAPE PREFERENCE
  - AGONISTIC CONTINUUM
- HYPERSEXUALITY / SEXUAL PREOCCUPATION

---

---

---

---

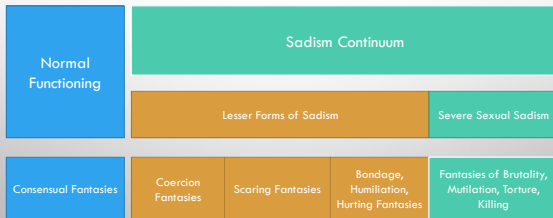
---

---

---

---

### AGONISTIC CONTINUUM: CAN BE UNDERSTOOD AS A LESSER FORM OF SADISM



---

---

---

---

---

---

---

---

### ISSUE

- JUST SADISM?
- SADISM AN ISLAND VS AN ISTHMUS?
- LESSER FORMS CONNECTED TO MORE SEVERE FORMS?  
VS.
- ANYTHING LESS THAN SEVERE SADISM IS JUST ANTISOCIALITY?

---

---

---

---

---

---

---

---

### SUMMARY OF RELEVANT PPG STUDIES

RELEVANT STUDIES COMPARE MALE SEXUAL RESPONSE TO STIMULI DEPICTING COERCED SEX TO STIMULI DEPICTING MUTUAL CONSENTING SEX.

---

---

---

---

---

---

---

---

- SALIENT CUES INDICATING THAT A FEMALE IS FEELING COERCED NORMALLY AT LEAST PARTIALLY INHIBIT MALE SEXUAL AROUSAL WHILE CUES INDICATING MUTUAL INTEREST HEIGHTEN AROUSAL.
- HOWEVER, FOR A MINORITY OF MALES, THIS PATTERN REVERSES WITH SALIENT COERCION CUES LEADING TO HEIGHTENED AROUSAL.
- THIS UNUSUAL PATTERN OF AROUSAL AND FANTASY IS ASSOCIATED WITH A SELF-REPORTED WILLINGNESS TO RAPE AMONG NON-CONVICTED SAMPLES AND IS MORE COMMON AMONG CONVICTED RAPISTS THAN IN OTHER OFFENDER GROUPS.

THORNTON, D. (2009). EVIDENCE REGARDING THE NEED FOR A DIAGNOSTIC CATEGORY FOR A COERCIVE PARAPHILIA. ARCHIVES OF SEXUAL BEHAVIOR, 39, 411-418.

---

---

---

---

---

---

---

---

- NON-OFFENDING MALES TYPICALLY SHOW MARKEDLY STRONGER RESPONSE TO DEPICTIONS OF MUTUAL CONSENTING SEX. THE AVERAGE PATTERN AMONG RAPISTS IS FOR THIS PREFERENCE FOR MUTUALITY TO BE WEAKER OR LACKING.
- AMONG RAPISTS TYPICALLY BETWEEN A THIRD AND A HALF WILL SHOW STRONGER RESPONSES TO STIMULI DEPICTING COERCION THAN TO STIMULI DEPICTING CONSENT.

LALUMIERE, M.L., QUINSEY, V.L., HARRIS, G.T. RICE, M., & TRAUTRIMAS, C. (2003). ARE RAPISTS DIFFERENTIALLY AROUSED BY COERCIVE SEX IN PHALLOMETRIC ASSESSMENTS? ANNALS OF THE NEW YORK ACADEMY OF SCIENCES, 1011, 211-224

---

---

---

---

---

---

---

---

### INHIBITION FAILURE VS. SEXUAL PREFERENCE

- NORMAL PPG PROFILES SHOW A CLEAR PREFERENCE FOR MUTUAL CONSENTING SEX
- SOME ABNORMAL PPG PROFILES INVOLVE REDUCED PREFERENCE FOR CONSENTING SEX: A FAILURE OF INHIBITION MAY PLAY A PART HERE
- MORE INTERESTING FOR THE PRESENT PURPOSES, SOME PROFILES SHOW STRONGER RESPONSES TO DEPICTIONS OF RAPE THAN TO DEPICTIONS OF CONSENTING SEX
  - WHERE THIS IS PRESENT IT IMPLIES AN ABNORMAL SEXUAL INTEREST, NOT JUST A FAILURE OF INHIBITION

---

---

---

---

---

---

---

---

### SOME PPG STIMULUS SETS INCLUDE STIMULI DEPICTING CONSENSUAL, COERCED AND BRUTALLY COERCED SEX

THIS ALLOWS A NUMBER OF PROFILES TO BE DISTINGUISHED

- CONSENSUAL PREFERENCE (48%)
- COERCION PREFERENCE (30%)
- BRUTALITY PREFERENCE (21%)

THE PERCENTAGES ARE FROM A SERIES OF 33 SRSTC PATIENTS ASSESSED USING THE MONARCH RAPE STIMULUS SET

---

---

---

---

---

---

---

---

### RATING SCALES

• DATA FROM THORNTON, D. (2011). EVIDENCE SUPPORTING THE NEED FOR A DIAGNOSTIC CATEGORY FOR PARAPHILIC COERCIVE DISORDER. ATSA, TORONTO, NOVEMBER 3, 2011

- 65 PATIENTS
- RAPE DEFINED AS ORAL, ANAL OR VAGINAL SEX IMPOSED AGAINST SOMEONE'S WILL THROUGH THE USE OF THREATS, PHYSICAL VIOLENCE OR BY INCAPACITATING THE PERSON THROUGH DRUGS/ALCOHOL.
- RATINGS SCALES FOR RAPE-RELATED PARAPHILIA AND SADISM APPLIED

---

---

---

---

---

---

---

---

**PARAPHILIC RAPE CHECKLIST**

- ITEMS WRITTEN TO TAP BEHAVIORS THAT SUGGEST THE PRESENCE OF SOME KIND OF RAPE-RELATED PARAPHILIA
- FOR THE PURPOSE OF THIS CHECKLIST "A RAPE" IS DEFINED AS ORAL, ANAL OR VAGINAL SEX IMPOSED AGAINST SOMEONE'S WILL THROUGH THE USE OF THREATS, PHYSICAL VIOLENCE OR BY INCAPACITATING THE PERSON THROUGH DRUGS/ALCOHOL.

---

---

---

---

---

---

---

---

**ITEMS SUGGESTING RAPE-RELATED PARAPHILIAS LESS THEN SEVERE SADISM**

**Paraphilic Rape Checklist**

- Evidence of Planning, Rape-kit etc?
- Evidence of a script being repeated?
- History of three or more rapes/ sexual assaults that use threats or violence to gain control of an unwilling victim?
- History of carrying out one or more rapes when consensual sex was available?
- Evidence of salient coercion, or behavior deliberately designed to induce fear, suffering or injury, beyond that required to control the victim during sexual assaults?
- History of sadistic/rape elements in consensual sexual behavior (e.g. strangling sexual partners during sex act, sham rapes)?
- PPG data indicating preferential arousal to coercion or arousal to sadistic themes?
- Self-report of rape or sadistic fantasy / urges?

---

---

---

---

---

---

---

---

**SADISM CHECKLIST**

- ITEMS WRITTEN TO REFLECT BEHAVIORS SUGGESTING SADISM
- CONSTRUCTION OF ITEMS INFLUENCED BY MARSHALL'S WORK AND BY NITSCHKE ET AL'S SEVERE SEXUAL SADISM CONSTRUCT
- NITSCHKE, J., OSTERHEIDER, M. & MOKROS, A. (2009). A CUMULATIVE SCALE OF SEVERE SEXUAL SADISM. *SEXUAL ABUSE*, 21: 262. ORIGINALLY PUBLISHED ONLINE 15 JULY 2009, DOI: 10.1177/1079063209342074.

---

---

---

---

---

---

---

---

### ITEMS TYPICAL OF SEVERE SADISM

#### Sadism Checklist

Offender tortures rape victim; inflicts intense pain (pain substantially beyond that intrinsic to being raped) – for example inserting needles or hanging the victim?

Offender humiliates rape victim (humiliation substantially beyond that intrinsic to being raped) – for example forcing the victim to crawl in front of the offender or by using bodily secretions/excretions?

Offender mutilates sexual body parts of rape victim?

Offender mutilates non-sexual body parts of rape victim?

Offender uses a physical object to inflict pain to sexual areas of the rape victim's body?

Offender makes threats designed to terrify rather than coerce rape victim?

Offender strangles, cuts or stabs rape victim prior to or during the sex act?

---

---

---

---

---

---

---

---

---

---

### RELIABILITY STATISTICS (SECOND RATER LESS INTERNAL CONSISTENCY)

	Internal Consistency (Alpha)	Inter-Rater Correlation	Alpha for Average
PRC	0.82 / 0.77	0.64	0.78
SC	0.87 / 0.78	0.64	0.77

---

---

---

---

---

---

---

---

---

---

### IMPORTANCE OF HIGH ALPHA

- THIS INDICATES THAT THE ITEMS IN THE PARAPHILIC CHECKLIST COHERE
- ANOTHER WAY TO LOOK AT THAT IS TO SEE HOW WELL THE BEHAVIORAL ITEMS CORRELATE WITH THE PPG INDICATIONS OF RAPE PREFERENCE OR SELF-REPORT OF RELATED FANTASY
- SUM THE BEHAVIORAL ITEMS
- ASK WHAT PERCENT SHOW EITHER PPG RAPE PREFERENCE OR SELF-REPORT RELATED FANTASIES

---

---

---

---

---

---

---

---

---

---

### PERCENT WITH DIRECT AROUSAL INDICATORS BY NUMBER OF BEHAVIORAL SIGNS

Number of Behavioral Signs present	Percent with Self-Report of Fantasy or Preferential PPG Result
0	10.7% (3 of 28)
1	50% (2 of 4)
2	60% (6 of 10)
3	77.7% (7 of 9)
4	100% (7 of 7)
5	100% (6 of 6)
6	100% (1 of 1)

- R = 0.60 P < 0.001
- THE PRESENCE OF EVEN ONE BEHAVIORAL SIGN GREATLY RAISES THE CHANCES THAT DIRECT INDICATORS OF PARAPHILIC AROUSAL WILL BE PRESENT
- ALL THOSE WITH FOUR BEHAVIORAL SIGNS ARE PRESENT ALSO HAVE DIRECT INDICATORS OF PARAPHILIC AROUSAL

---

---

---

---

---

---

---

---

---

---

### HOW MUCH OF THIS IS SADISM?

- CORRELATION BETWEEN AVERAGE PARAPHILIC RAPE CHECKLIST SCORE AND AVERAGE SADISM CHECKLIST SCORE
  - R = 0.504; P < 0.001
- INDICATES ABOUT
  - 25% VARIANCE SHARED BETWEEN PRC AND SC
- CONCLUSION
  - PARAPHILIC RAPE PARTLY OVERLAPS WITH SEVERE SADISM BUT HAS SUBSTANTIAL VARIANCE THAT IS INDEPENDENT OF SEVERE SADISM
- CAUTION
  - THIS DOESN'T ALLOW FOR MEASUREMENT ERROR, PERHAPS THE UNSHARED VARIANCE IS ALL ERROR?

---

---

---

---

---

---

---

---

---

---

### FORMULA FOR ADJUSTING CORRELATIONS FOR RELIABILITY OF MEASURES

$$r_{x'y'} = \frac{r_{xy}}{\sqrt{r_{xx}r_{yy}}}$$

---

---

---

---

---

---

---

---

---

---

APPLY THE FORMULA USING THE ALPHA RELIABILITIES FOR BOTH SCALES YOU CAN SEE HOW HIGH THE CORRELATION BETWEEN THEM GOES WHEN ERROR IS REMOVED.

- 0.51 → 0.79
- MEANS THAT 62% OF THE RELIABLE VARIANCE IS SHARED
- **CONSEQUENTLY 38% OF THE RELIABLE VARIANCE IN THE PARAPHILIC RAPE CHECKLIST IS INDEPENDENT OF THE SADISM CHECKLIST EVEN AFTER MEASUREMENT ERROR IS ALLOWED FOR**
- THE PRC IS CAPTURING SOMETHING BEYOND SEVERE SEXUAL SADISM

---

---

---

---

---

---

---

---

### SADISM SCALES VS SADISM DIAGNOSES

- WHAT ABOUT OVERLAP BETWEEN PARAPHILIC RAPE AND A DIAGNOSIS OF SEXUAL SADISM?

---

---

---

---

---

---

---

---

### PARAPHILIC RAPE AND DIAGNOSED SEXUAL SADISM

Diagnosed Sexual Sadism (DSM-IV)	Paraphilic Rape Checklist scores of 4+
Absent	19% (10 of 52)
Present	77% (10 of 13)

- IF SEXUAL SADISM IS DIAGNOSED, IT IS LIKELY THAT PARAPHILIC RAPE SYMPTOMS WILL BE PRESENT
- IF SEXUAL SADISM IS NOT DIAGNOSED, PARAPHILIC RAPE SYMPTOMS MAY STILL BE PRESENT
- ABOUT HALF THOSE WITH PARAPHILIC RAPE WERE NOT DIAGNOSED WITH SEXUAL SADISM

---

---

---

---

---

---

---

---



### CONCLUSION FROM RATINGS STUDY

- INDICATORS OF PARAPHILIC RAPE COHERE
  - IF ONE IS PRESENT THE LIKELIHOOD OF THE OTHERS BEING PRESENT RISES
- BEHAVIORAL INDICATORS OF PARAPHILIC RAPE PREDICT MORE DIRECT OF PARAPHILIC AROUSAL (PPG OR SELF-REPORT)
- INDICATORS FOR SEVERE SEXUAL SADISM CORRELATE WITH INDICATORS FOR PARAPHILIC RAPE, CONSISTENT WITH THEIR BEING PART OF THE SAME CONTINUUM
- SOME OFFENDERS SHOW MULTIPLE PARAPHILIC RAPE INDICATORS WITHOUT MEETING THE CRITERIA TO BE DIAGNOSED WITH SEXUAL SADISM

---

---

---

---

---

---

---

---

### SELF-REPORT

- SELF-REPORT DATA COLLECTED UNDER RESEARCH CONDITIONS (ANONYMOUS OR CREDIBLY CONFIDENTIAL)
- KNIGHT AND COLLEAGUES HAVE GATHERED EXTENSIVE DATA WITH THE MIDSA EXAMINING THOUGHTS AND BEHAVIOR OF KINDS RELATED TO SEXUAL COERCION AND SEVERE SEXUAL SADISM
- THEY FIND THAT AROUSAL TO COERCION IS ON A CONTINUUM WITH SEVERE SEXUAL SADISM SO THAT SOME OFFENDERS SHOW NEITHER INTEREST, SOME SHOW AROUSAL TO COERCION AND SOME SHOW AROUSAL TO BRUTALITY
- 8 PARAMETERS ARE THE SEVERITY LEVEL OF THE ITEM
  
- SOURCE: KNIGHT, R.A., SIMS-KNIGHT, J., & GUAY, J. (2013) IS A SEPARATE DIAGNOSTIC CATEGORY DEFENSIBLE FOR PARAPHILIC COERCION? JOURNAL OF CRIMINAL JUSTICE 41, 90-99

---

---

---

---

---

---

---

---

**Table 3**  
Item Response Theory Item Parameter Estimates for the 17-item Agonistic Continuum scale

Agonistic Continuum items	$\alpha$	$b_1$	$b_2$
Make female do I want turns me on	1.05	0.10	1.44
Thought about forcing sex	1.44	0.28	1.76
Sex thoughts partner tied legs apart	1.16	0.39	2.27
Turns on overpowering sexually	1.47	0.55	1.40
Thought humiliating woman during sex	1.88	0.91	1.88
Sex thoughts threat/fright woman	2.55	1.08	1.82
Good feel hurt someone during sex	2.09	1.14	2.07
More scared more turn on I get	1.44	1.19	2.01
Have tied someone up during sex	1.02	1.44	3.26
Purposely hurt woman phys during sex	1.43	1.51	2.71
During sex enjoy scaring companion	1.91	1.52	2.56
Thought strangling woman during sex	1.81	1.68	2.67
Fantasized do to the person - choke	1.80	1.72	2.52
Fantasized do to the person - kill	2.03	1.87	2.66
Thought killing someone during sex	1.56	1.91	2.73
While sex used handcuff/whips/leathers	0.73	1.94	4.19
Beaten woman while having sex	1.45	1.95	2.97

---

---

---

---

---

---

---

---

### PCD VS. SADISM (FROM KNIGHT 9/22/15)

- EXPLORATORY AND CONFIRMATORY FACTOR ANALYSES INDICATE A SINGLE FACTOR.
- ITEM RESPONSE THEORY ANALYSES INDICATE THAT THE SINGLE CONSTRUCT CAN BEST BE REPRESENTED AS A PROBABILISTIC GUTTMAN, PROGRESSING --




---

---

---

---

---

---

---

---

### SEXUAL INTEREST IN CHILDREN

- HERE CONCEPTUALIZED AS INCLUDING INTEREST IN PREPUBESCENT AND EARLY PUBESCENT CHILDREN
- ISSUE: IS INTEREST IN EARLY PUBESCENT CHILDREN PART OF THE SAME DIMENSION AS INTEREST IN PREPUBESCENT CHILDREN VS. JUST INTEREST IN ADULTS AND AVAILABILITY

---

---

---

---

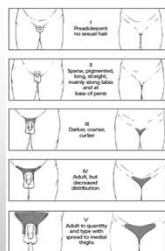
---

---

---

---

### TANNER DEVELOPMENT STAGES ♂




---

---

---

---

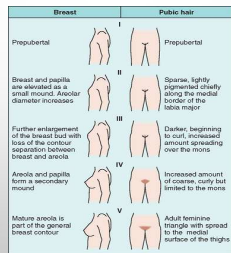
---

---

---

---

## TANNER DEVELOPMENT STAGES ♀




---

---

---

---

---

---

---

---

## FROM BLANCHARD'S STUDIES

---

---

---

---

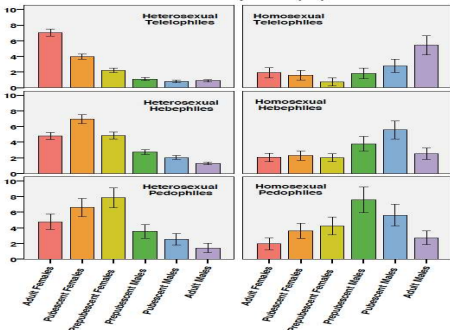
---

---

---

---

Penile Response (cc)




---

---

---

---

---

---

---

---

### FROM STUDER AND AYLWIN (2006)

- PPG STUDIES FROM A DIFFERENT CANADIAN CENTER
- ARE THERE OFFENDERS WITH A HEBEPHILIC PREFERENCE RATHER THAN JUST A PEDOPHILIC OR ADULT PREFERENCE?

---

---

---

---

---

---

---

---

Primary Preference	Non-facetious	Facetious
Prepubescent	30%	13%
Pubescent/Hebephilic	43%	41%
Adult	19%	37%
Polysymphilic (responded equally to all age categories)	8%	10%

---

---

---

---

---

---

---

---

### PPG DATA INCLUDING TANNER STAGE 4

---

---

---

---

---

---

---

---

### SAMPLE

- 101 WI SVPS WHO PARTICIPATED IN PPG ASSESSMENT OF SEXUAL AGE PREFERENCE USING THE MONARCH STIMULUS
- THESE WERE SELECTED FROM ALL PPG PARTICIPANTS AT SRSTC ON THE BASIS THAT THEY
  - HAD BEEN ASSESSED USING MORE RECENT MONARCH SOFTWARE
  - THE STRONGEST RESPONSE TO ONE OF THE STANDARD AGE/GENDER STIMULI WAS AT LEAST 0.4 CM
  - THE SECOND STRONGEST RESPONSE TO ONE OF THE STANDARD AGE/GENDER STIMULI WAS AT LEAST 0.3 CM
- WHERE THERE WERE MULTIPLE PPGS ON FILE MEETING THESE CRITERIA, THE MORE RECENT ONE WAS SELECTED

---

---

---

---

---

---

---

---

### AGE PREFERENCE SCORES

- AN AGE PREFERENCE SCORE WAS CREATED FOR EACH OF THE FOLLOWING CATEGORIES
  - ADULT, TEEN, PUBESCENT, PREPUBESCENT
- WITHIN THOSE CATEGORIES THERE WERE FOUR STIMULI
  - PERSUASIVE VS COERCIVE APPROACH AND MALE VS FEMALE SEXUAL OBJECT
  - RESPONSES TO PERSUASIVE AND COERCIVE STIMULI WERE AVERAGED WITHIN GENDER
  - THE LARGER OF THE RESPONSE TO THE MALE STIMULUS OR THE FEMALE STIMULUS WAS THEN TAKEN TO REPRESENT INTEREST IN THAT AGE

---

---

---

---

---

---

---

---

### ANALYSIS 1: FIRST AND SECOND PREFERENCES

- PARTICIPANTS WERE THEN CLASSIFIED ACCORDING TO THEIR STRONGEST AND SECOND STRONGEST AGE PREFERENCE. THIS YIELDED:
  - 30 WITH AN ADULT PREFERENCE
  - 32 WITH A TEEN PREFERENCE
  - 26 WITH A PUBESCENT PREFERENCE
  - 13 WITH A PREPUBESCENT PREFERENCE
- IT SHOULD BE NOTED THAT SOME OF THESE MEN HAD BEEN IN TREATMENT FOR MANY YEARS AND THAT EARLIER ASSESSMENTS WOULD HAVE SHOWN MORE PREPUBESCENT PREFERENCES AND FEWER ADULT PREFERENCES

---

---

---

---

---

---

---

---

### SECOND PREFERENCES OF HEBEPHILES

Second Preference	% (n)
Adults	23.1 % (6)
Teens	38.5% (10)
Prepubescent	38.4% (10)

---

---

---

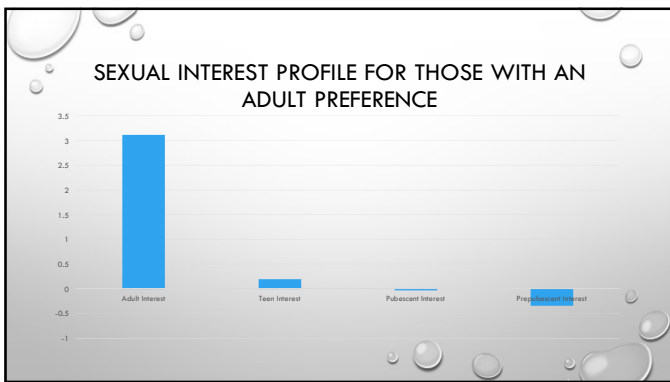
---

---

---

---

---



---

---

---

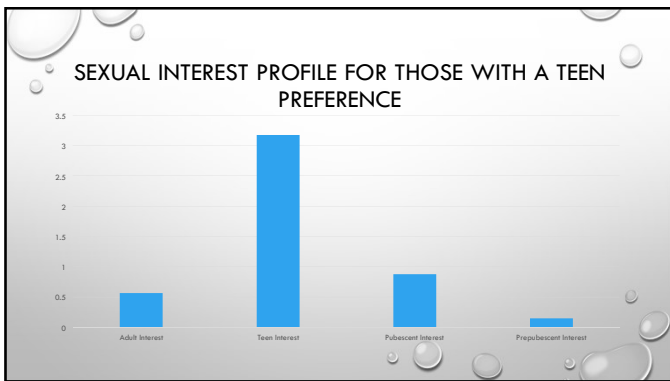
---

---

---

---

---



---

---

---

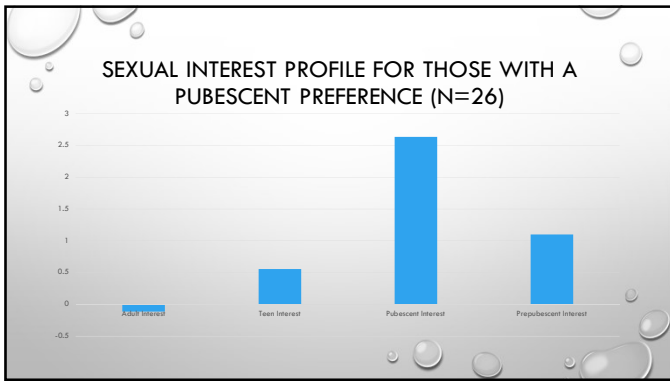
---

---

---

---

---




---

---

---

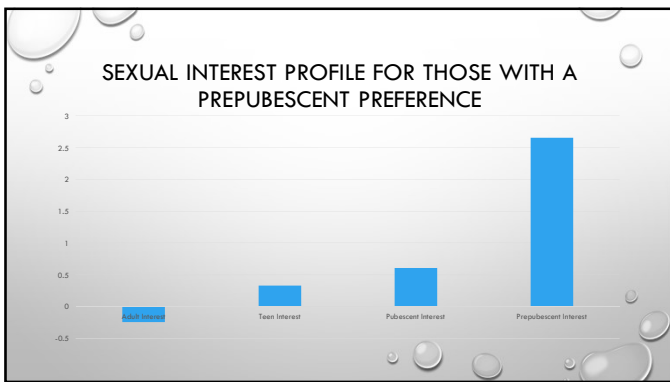
---

---

---

---

---




---

---

---

---

---

---

---

---

### CORRELATIONS BETWEEN INTERESTS

	Adult	Teen	Pubescent	Prepubescent
Adult	x	-0.210	-0.568	-0.429
Teen	-0.210	x	-0.184	-0.302
Pubescent	-0.568	-0.184	x	+0.299
Prepubescent	-0.429	-0.302	+0.299	x

---

---

---

---

---

---

---

---

### COMMENTARY

- FROM EACH OF THESE ANALYSES AROUSAL TO PUBESCENT CHILDREN APPEARS CLOSEST TO AROUSAL TO PREPUBESCENT CHILDREN, HAS SOME CONNECTION TO AROUSAL TO TEENAGERS, AND IS MOST DISTANT FROM AROUSAL TO ADULTS
  - MORE GENERALLY, THEY SUPPORT AN AROUSAL CONTINUUM  
ADULT --- TEEN --- PUBESCENT --- PREPUBESCENT
- WITH EACH PERSON HAVING A PREFERENCE POINT ON THIS CONTINUUM AND AROUSAL TO OTHER STIMULI BEING PROPORTIONATE TO SIMILARITY TO THE PREFERENCE POINT

---

---

---

---

---

---

---

---

### IN SUM

- THERE IS SIGNIFICANT EMPIRICAL SUPPORT FOR CONSIDERING BOTH SEXUAL INTEREST IN CHILDREN AND SEXUALIZED VIOLENCE AS DIMENSIONS WITH A PREFERENCE POINT
- INDIVIDUALS WITH ABNORMAL PREFERENCE POINTS MAY BE CHARACTERIZED BOTH BY THAT POINT AND BY THEIR PREFERENCE FOR THAT POINT RELATIVE TO THEIR INTEREST IN NORMATIVE SEXUAL STIMULI

---

---

---

---

---

---

---

---

### PREVIOUS RATING SCALES FOR SID

---

---

---

---

---

---

---

---



### DSM: SID

Differentiated?	Pedophilic Disorder; Sexual Sadism Disorder; Other Specified ...
Coding	Criterion Sets tend to be somewhat vague and their validity is uncertain; Other Specified particularly problematic
Reliability	Field Trial Kappas; DSM-IV Pedophilia; DSM-5 Sadism
Prediction	Neither pedophilia nor sexual sadism have been shown to be predictive of sexual recidivism
Incremental	Not known

---

---

---

---

---

---

---

---

### STABLE-2007: SID

	Hanson et al., 2015; PC from Andrew Brankley
Differentiated?	Sexual preoccupation; Sex as Coping; Deviant Sexual Interests. These items correlate with the Sexual Criminality from static scales
Coding	Guided Judgment supported by examples; 2012 manual much improved
Reliability	Not known for SID specifically
Prediction	From construction sample (DSP) - AUCs: Sexual Preoccupation 0.53/0.55; Sex as Coping 0.58/0.59; Deviant Sex Interests 0.52/0.55 Sexual Preoccupation was the only one to be significant in a recent meta-analysis of STABLE items predictive value
Incremental	Not known

---

---

---

---

---

---

---

---

### VRS-SO: SID

Differentiated?	Sexually Deviant Lifestyle; Deviant Sexual Preference; Offense Planning; Sexual Offending Cycle; Sexual Compulsivity
Coding	Guided Judgment supported by examples;
Reliability	SID Total ICC = 0.72 from Olver et al., 2007
Prediction	for SID total AUC 0.59 / 0.61 from Olver et al., 2007
Incremental	Pre-treatment sexual deviance incremental over Static-99R (p<0.05) Post-treatment sexual deviance incremental over Static-99R (p<0.001) Supplementary analyses of the Norms sample per Olver (2017 PC)

---

---

---

---

---

---

---

---

### SRA-FV 1.55: SID

From Bridgewater sample Knight/Thornton	
Differentiated?	Sexual Interest in Children; Sexualized Violence; Sexual Preoccupation
Coding	Guided Specific Judgments mechanically combined
Reliability	Not known for SID total
Prediction	AUC for 5 years = 0.62
Incremental	Not known

32

---

---

---

---

---

---

---

---

### ISSUES

- VARIABLE PREDICTION ACROSS INSTRUMENTS BUT AUCS AVERAGING IN THE LOW 0.6S
- RELIANCE ON JUDGMENT IN SCORING ALLOWS FLEXIBILITY BUT OPENS THE DOOR TO GREATER ALLEGIANCE EFFECTS
- BALANCED ASSESSMENT OF DIFFERENT ASPECTS OF SEXUAL DEVIANCE
- INCREMENTAL PREDICTION
- SPECIFICALLY FOR SRA-FV 1.55
  - CONCERN ABOUT RELIABILITY

33

---

---

---

---

---

---

---

---

### SID RATINGS IN SRA-FV 2

- YOU MAY HAVE SEEN TREATMENT NEED ASSESSMENTS BEING GENERATED WITH SRA-FV-2
- THIS CONTAINS RATINGS FOR SID FACTORS AND TRIES TO BUILD ON PREVIOUS WORK
- HERE IS SOME OF THE UNDERLYING RESEARCH

34

---

---

---

---

---

---

---

---

### STRUCTURE OF SRA SID ITEMS

- RELATIONSHIP TO DIMENSIONS IDENTIFIED IN PREVIOUS RESEARCH?

---

---

---

---

---

---

---

---

### HYPERSEXUALITY ITEMS: INTENSITY OF SEXUAL INTEREST EXPRESSED IN DIFFERENT WAYS

• FREQUENT CASUAL SEX	• SEXUALIZED COPING
• REPEATED CHEATING ON ROMANTIC PARTNER	• TWO OR MORE PARAPHILIAS
• MORE THAN 20 SEX PARTNERS	• MORE THAN WEEKLY USE OF PORN
• FREQUENT SEX WITH OTHERS	• COMPULSIVE MASTURBATION
• THREE PLUS ACTS IN SO	
• THREE SO VICTIMS IN SIX MONTHS	
• REOFFENDS SEXUALLY IN SIX MONTHS	

---

---

---

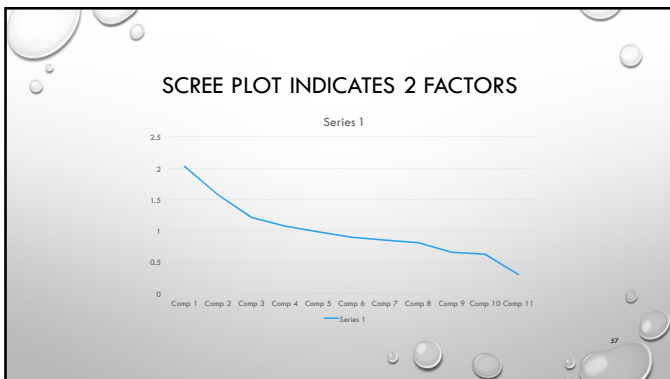
---

---

---

---

---



---

---

---

---

---

---

---

---

**STRUCTURE MATRIX FROM PROMAX ROTATION:  
SOCIOSEXUALITY & SEXUAL COMPULSIVITY**

Item	Factor 1 Loadings	Factor 2 Loadings
Frequent Casual Sex	<b>0.81</b>	0.13
Repeated Cheating	<b>0.43</b>	-0.06
More than 20 Partners	<b>0.84</b>	0.15
Frequent Sex with Others	<b>0.53</b>	0.03
Re-offense in Six Months	0.06	<b>0.55</b>
3+ Victims in Six Months	-0.07	<b>0.63</b>
3+ Acts in One Offense	0.24	-0.01
More than Weekly Porn	0.15	<b>0.56</b>
Compulsive Masturbation	0.15	<b>0.41</b>
Sexualized Coping	0.14	0.26
Two or More Paraphilias	-0.15	<b>0.59</b>

---

---

---

---

---

---

---

---

---

---

**SOCIOSEXUALITY**

- LOTS OF SEX WITH LOTS OF DIFFERENT PEOPLE
- LUDIC SEX

**SEXUAL COMPULSIVITY**

- INTENSELY DRIVEN, COMPULSIVE SEXUALITY
- NEEDED SEX

---

---

---

---

---

---

---

---

---

---

**OFFENSE-RELATED SEXUAL PREFERENCE ITEMS**

- MALE VICTIM UNDER 14
- UNRELATED VICTIM UNDER 14
- TWO PLUS VICTIMS UNDER 14
- ONE PLUS VICTIM UNDER 11
- CHILD PORN
- CHILD FANTASIES
- LITTLE SEX WITH ADULTS

- NUMBER OF SV VICTIMS
- SEXUAL VIOLENCE IN PORN
- SELF-REPORT OF SEXUAL VIOLENCE IN FANTASIES
- SELF-REPORT OF SUSTAINED COERCION PREFERENCE

---

---

---

---

---

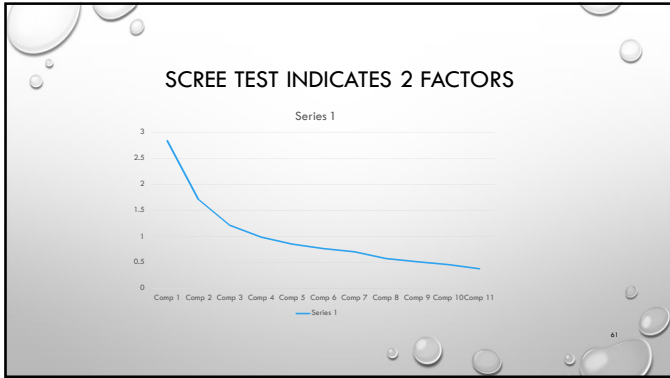
---

---

---

---

---




---

---

---

---

---

---

---

---

---

---

### STRUCTURE MATRIX FROM PROMAX ROTATION: SEXUAL INTEREST IN CHILDREN & SEXUALIZED VIOLENCE

	Factor 1 Loadings	Factor 2 Loadings
Male Victim under 14	<b>0.69</b>	-0.03
Unrelated Victim under 14	<b>0.73</b>	-0.12
Two plus Victims under 14	<b>0.78</b>	-0.08
One plus Victim under 11	<b>0.64</b>	-0.10
Child Porn	<b>0.56</b>	0.11
Self-Reported Child Fantasies	<b>0.51</b>	-0.03
Little Sex with Adults	<b>0.41</b>	-0.06
Number of NSV Victims	-0.17	<b>0.52</b>
Sexually Violent Porn	0.10	<b>0.60</b>
Self-Report Rape Fantasies	-0.10	<b>0.66</b>
Self-Reported Coercion Preference	-0.04	<b>0.80</b>

---

---

---

---

---

---

---

---

---

---

- BOTH FACTORS COMBINE BEHAVIORAL INDICATORS THAT CAN BE INTERPRETED AS EXPRESSIONS OF THE UNDERLYING INTEREST WITH SELF-REPORT OF CORRESPONDING SEXUAL FANTASY/PREFERENCE

---

---

---

---

---

---

---

---

---

---

### CORRELATION BETWEEN THE FOUR FACTORS

	Sexual Interest in Children	Sexualized Violence	Sociosexuality	Compulsive Sexuality
Sexual Interest in Children		-0.12	-0.19	0.31
Sexualized Violence	-0.12		0.16	0.18
Sociosexuality	-0.19	0.16		0.13
Compulsive Sexuality	0.31	0.18	0.13	

64

---

---

---

---

---

---

---

---

- SOME OVERLAP (10% OF VARIANCE) BETWEEN SIC AND COMPULSIVE SEXUALITY BUT OTHERWISE THE FOUR FACTORS ARE RELATIVELY INDEPENDENT OF EACH OTHER

65

---

---

---

---

---

---

---

---

### RECIDIVISM ANALYSES

- AUSTRIAN PRISONERS
- FIVE YEAR RATE
  - N = 21 RECIDIVISTS OF 332
  - 6%
- COX REGRESSION USED FOR MOST ANALYSES
  - ALLOWS FOR VARIABLE FOLLOW UP TIME WHICH GOES OUT TO 10YRS PLUS FOR ABOUT HALF THE SAMPLE

66

---

---

---

---

---

---

---

---

OFFENSE-RELATED SEXUAL INTERESTS AND SEXUAL RECIDIVISM: COX REGRESSION

	<i>b</i>	Exp. (B)	Sig.
Sexual Interest in Children	0.33	1.38	<0.001
Sexualized Violence	0.39	1.48	0.017

---

---

---

---

---

---

---

---

- BOTH KINDS OF OFFENSE-RELATED SEXUAL INTEREST ARE RELATED TO SEXUAL RECIDIVISM
- THE MAGNITUDE OF THE RELATIONSHIP IS SIMILAR
- FEWER PEOPLE SHOW INTEREST IN SEXUALIZED VIOLENCE

---

---

---

---

---

---

---

---

WHAT ABOUT THE TWO ASPECTS OF HYPERSEXUALITY?

---

---

---

---

---

---

---

---

**HYPERSEXUALITY AND SEXUAL RECIDIVISM: COX REGRESSION**

	B	Exp. (B)	Sig.
Sociosexual	-0.17	0.85	NS
Compulsive	0.56	1.75	<0.001

---

---

---

---

---

---

---

---

**DOES THE SID ADD TO STATIC ACTUARIAL INSTRUMENTS?**

- CREATE A SUMMARY SCORE FOR SI DOMAIN
  - SIC, SV & COMPULSIVE SEXUALITY
  - SUM ITEMS VS. SUM DICHOTOMIZED FACTORS
- SEE IF IT ADDS PREDICTIVELY TO STATIC-99R

---

---

---

---

---

---

---

---

**COX REGRESSION: SID SCORE ADDED TO STATIC-99R**

	B	Exp. (B)	Sig.
Static-99R	0.15	1.16	0.021
SID	0.24	1.27	<0.001

---

---

---

---

---

---

---

---



### SUMMARY

- OFFENSE-RELATED SEXUAL PREFERENCES COMBINED WITH SEXUAL COMPULSIVITY CREATE A POTENT RISK FACTOR THAT IS NOT SUFFICIENTLY CAPTURED BY EXISTING ACTUARIAL INSTRUMENTS

71

---

---

---

---

---

---

---

---

### RELIABILITY TESTING

- SERIES OF ABOUT 20 CASES DOUBLE SCORED USING A POOL OF RATERS; ALL FOR INDIVIDUALS WHO HAD BEEN AT SRSTC FOR SOME YEARS (AND SO HAD EXTENSIVE TREATMENT RECORDS)
- RESOLVE DIVERGENT RATINGS → CLARIFY GUIDELINES IF DIVERGENCE DUE TO VAGUENESS OR AMBIGUITY
- REPEAT
- IF RELIABILITY COULDN'T BE INCREASED THEN FACTOR WAS DROPPED
  - THIS DIDN'T HAPPEN FOR SID FACTORS WHICH HAVE BEEN ESSENTIALLY STABLE ACROSS CYCLES
- CURRENT STATUS: FOURTH ITERATION USING RECORDS AVAILABLE EARLY IN TREATMENT, PLUS PATIENT INTERVIEW AND CONSULTATION WITH TREATMENT PROVIDER

74

---

---

---

---

---

---

---

---

### RELIABILITY DEVELOPMENT (INTER RATER R)

Version / Sample	Global SID Sum	Mechanical SID Sum
Earlier Versions (N = 32)	0.63	0.55
Later Versions (N = 19)	0.87	0.87
SOMMI SRSTC (N = 30)	0.72	0.78
SOMMI Bridgewater (N = 20)	0.79	0.65

75

---

---

---

---

---

---

---

---

**SUMMARY ON RELIABILITY**

- SEXUAL INTEREST DOMAIN CAN NOW BE RELIABLY ASSESSED IN SVP POPULATIONS INCLUDING DIFFICULT TO ASSESS GROUPS LIKE THOSE WITH MMI

---

---

---

---

---

---

---

---

**SOME IMPLICATIONS FOR PRACTICE**

- ASSESSMENT OF SID SHOULD CONTRIBUTE TO
  - CASE FORMULATION
  - TREATMENT PLANNING
- SOME ASPECTS MORE CHANGEABLE THAN OTHERS
  - WILL TALK MORE ABOUT THAT IN SESSION ON TREATMENT PROGRESS

---

---

---

---

---

---

---

---

**QUESTIONS**

---

---

---

---

---

---

---

---